




West Hills Community College District Redistricting Plans

Current Trustee Areas
Plan 1 – Minimum Change
Plan 2 – Lower Deviation

December 14, 2021




Current WHCCD Trustee Areas with K-12

Plan Deviations


WHCCD Trustee Area Plan Deviations (2020 Census data)			Ideal Trustee Area Population = 15,789	
	Trustee Area	Total Population	Deviation	% Deviation
Current Plan	1	16,157	365	2.3%
	2	17,097	1,305	8.3%
	3	15,366	-458	-2.9%
	4	16,501	428	2.7%
	5	15,293	-210	-1.3%
	6	14,386	-1,402	-8.9%
	7	15,725	-28	-0.2%
	Total		110,525	2,707
Plan 1 - Minimum Change	1	16,157	368	2.3%
	2	16,331	542	3.4%
	3	15,366	-423	-2.7%
	4	16,501	712	4.5%
	5	15,293	-496	-3.1%
	6	15,152	-637	-4.0%
	7	15,725	-64	-0.4%
	Total		110,525	1349
Plan 2 - Reduced Deviation	1	16,105	316	2.0%
	2	15,852	63	0.4%
	3	15,669	-120	-0.8%
	4	15,774	-15	-0.1%
	5	15,665	-124	-0.8%
	6	15,735	-54	-0.3%
	7	15,725	-64	-0.4%
	Total		110,525	440





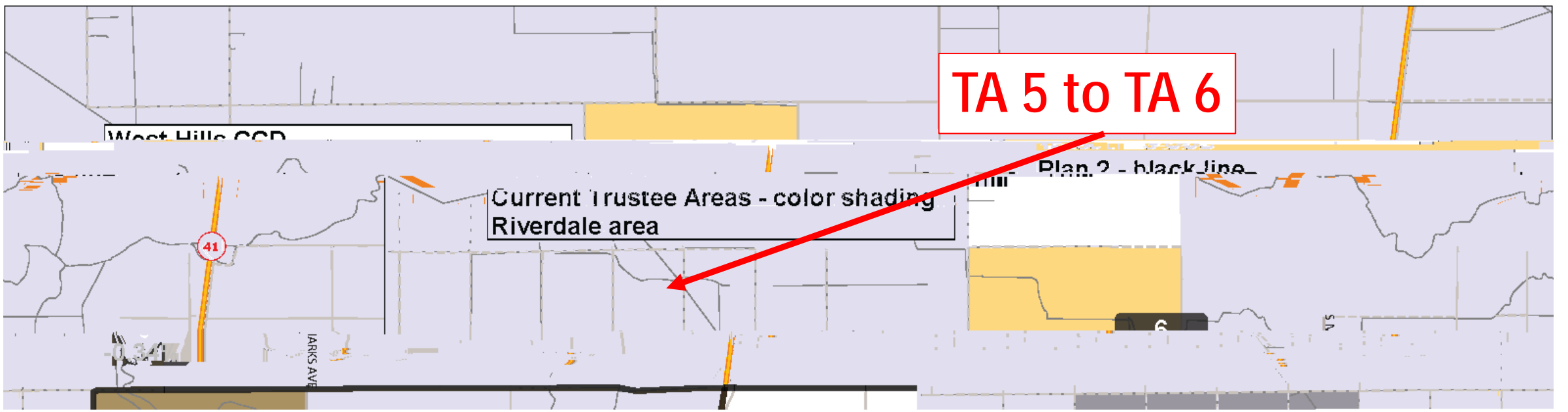
Plan 1 Change Areas

Mendota:
766 people
moved from TA 2
to TA 6





Plan 2 – Reduced Deviation

Most changes involve very small pieces of territory, so maps of the whole College District do not show them. The following maps are detail maps of areas shifted from one Trustee Area to another.

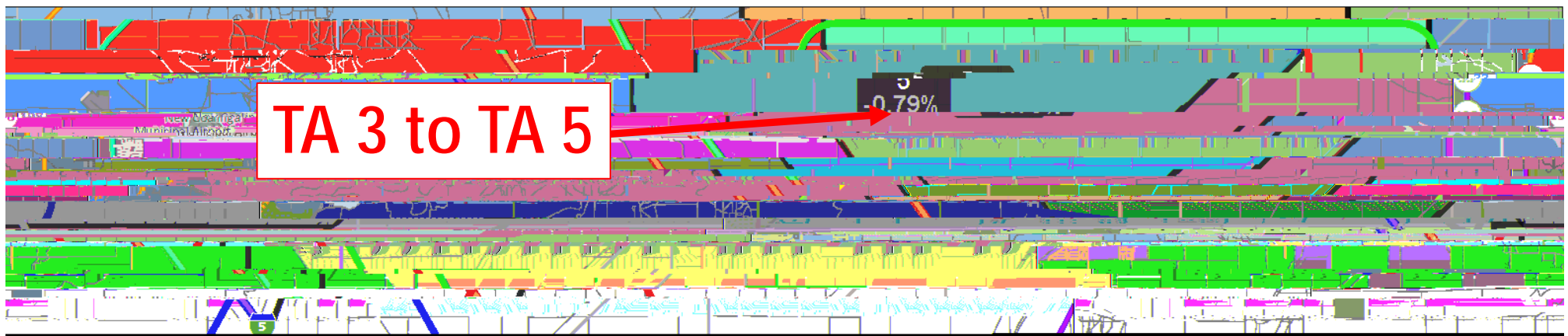


TA 4 to TA 3





TA 4 to TA 5



TA 1 to TA 3

Appendix

